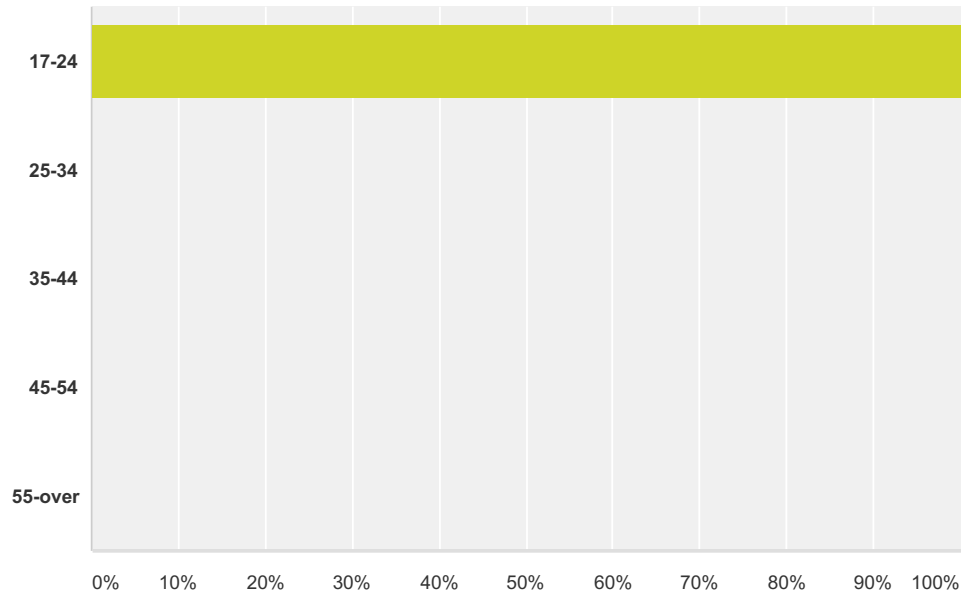


Q1 Your age:

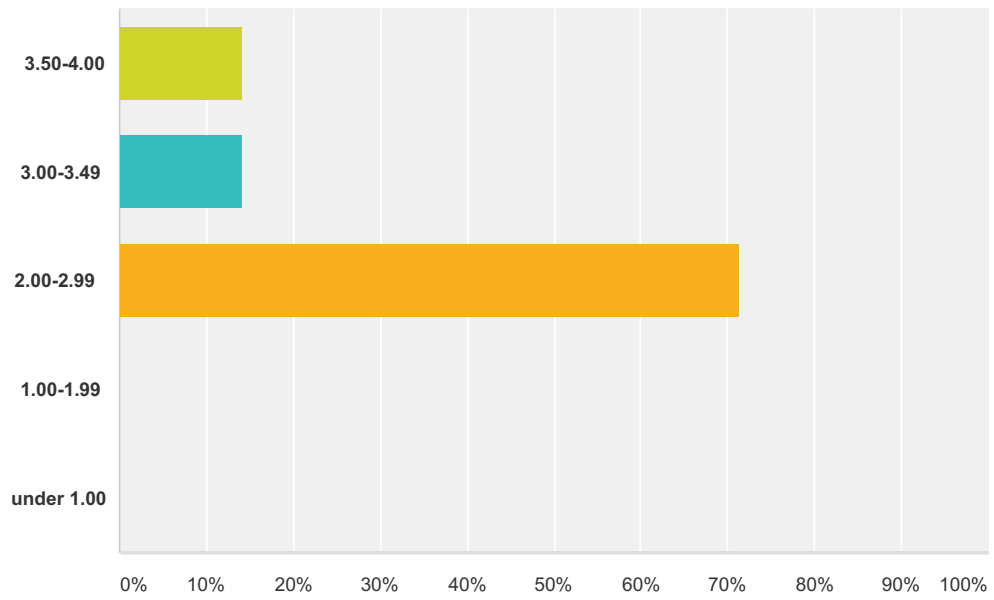
Answered: 7 Skipped: 0



Answer Choices	Responses
17-24	100.00% 7
25-34	0.00% 0
35-44	0.00% 0
45-54	0.00% 0
55-over	0.00% 0
Total	7

Q2 What is your current cumulative grade point average?

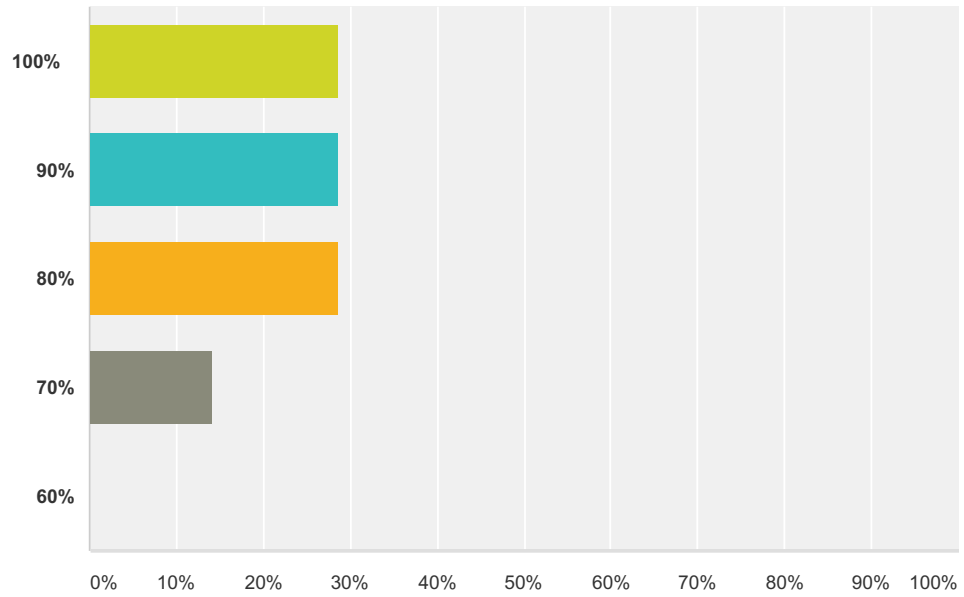
Answered: 7 Skipped: 0



Answer Choices	Responses	Count
3.50-4.00	14.29%	1
3.00-3.49	14.29%	1
2.00-2.99	71.43%	5
1.00-1.99	0.00%	0
under 1.00	0.00%	0
Total		7

Q3 Your class attendance:

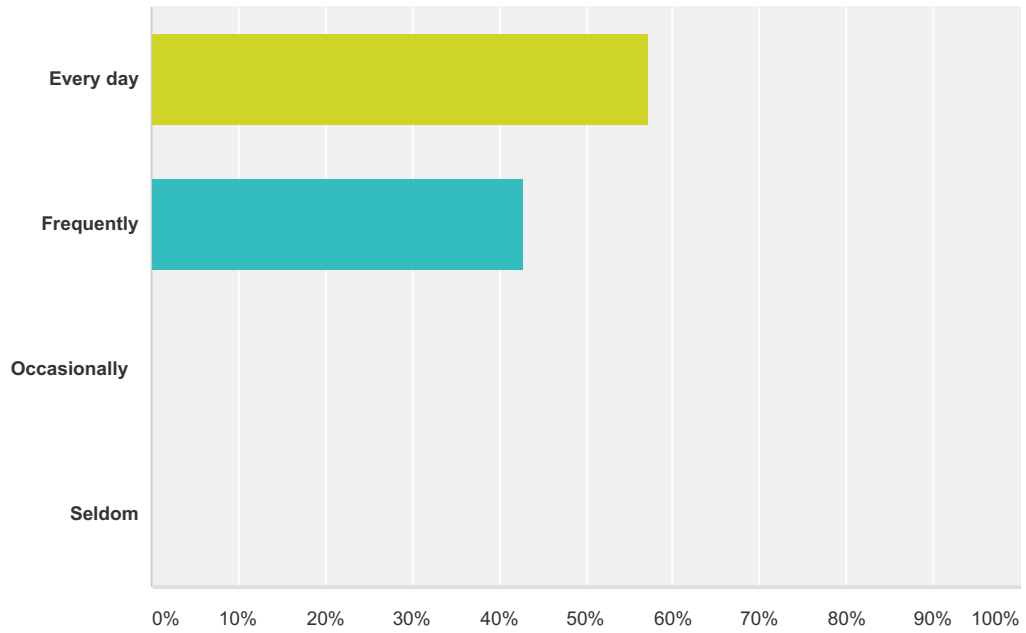
Answered: 7 Skipped: 0



Answer Choices	Responses
100%	28.57% 2
90%	28.57% 2
80%	28.57% 2
70%	14.29% 1
60%	0.00% 0
Total	7

Q4 How often did you participate in class?

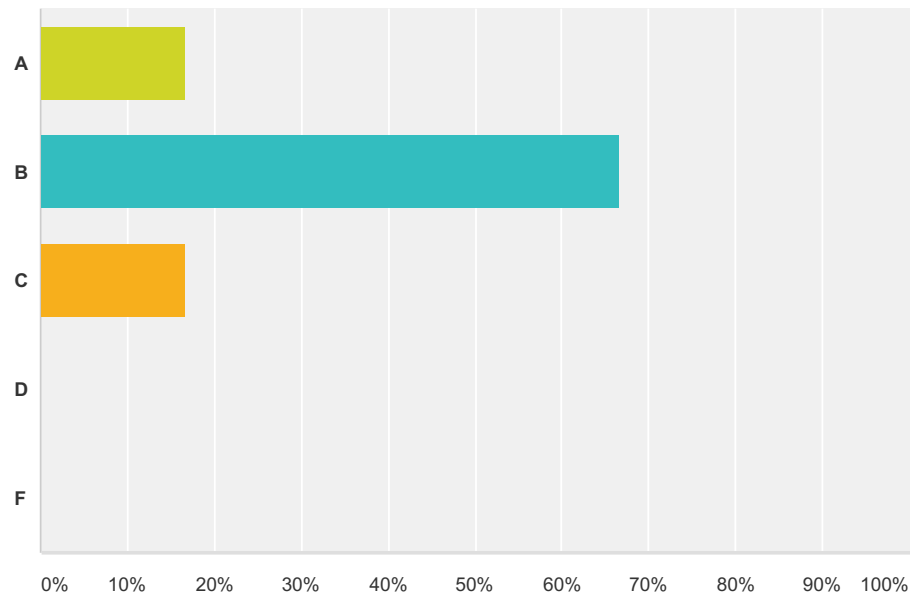
Answered: 7 Skipped: 0



Answer Choices	Responses
Every day	57.14% 4
Frequently	42.86% 3
Occasionally	0.00% 0
Seldom	0.00% 0
Total	7

Q5 What grade do you expect to receive in this class?

Answered: 6 Skipped: 1

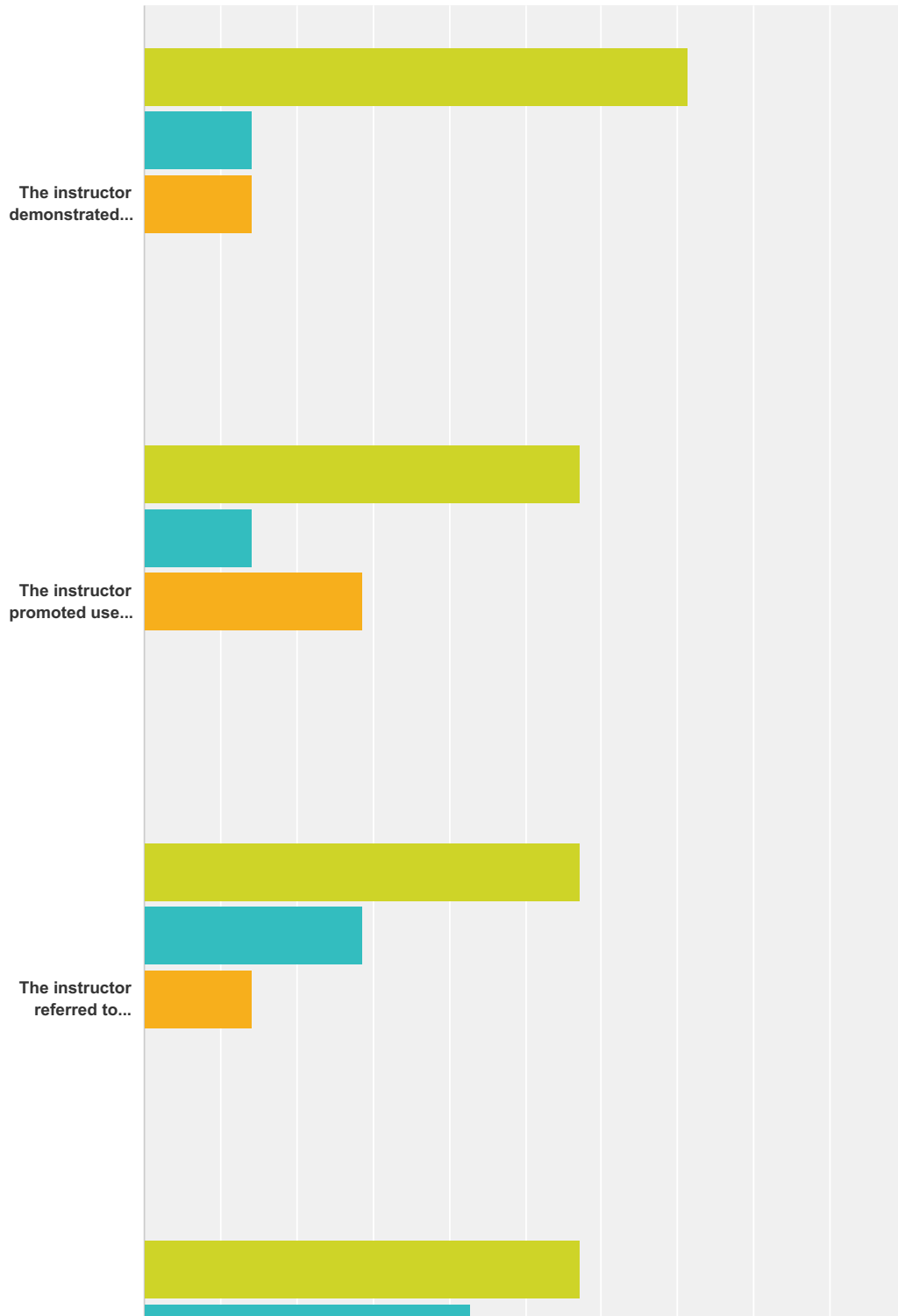


Answer Choices	Responses
A	16.67% 1
B	66.67% 4
C	16.67% 1
D	0.00% 0
F	0.00% 0
Total	6

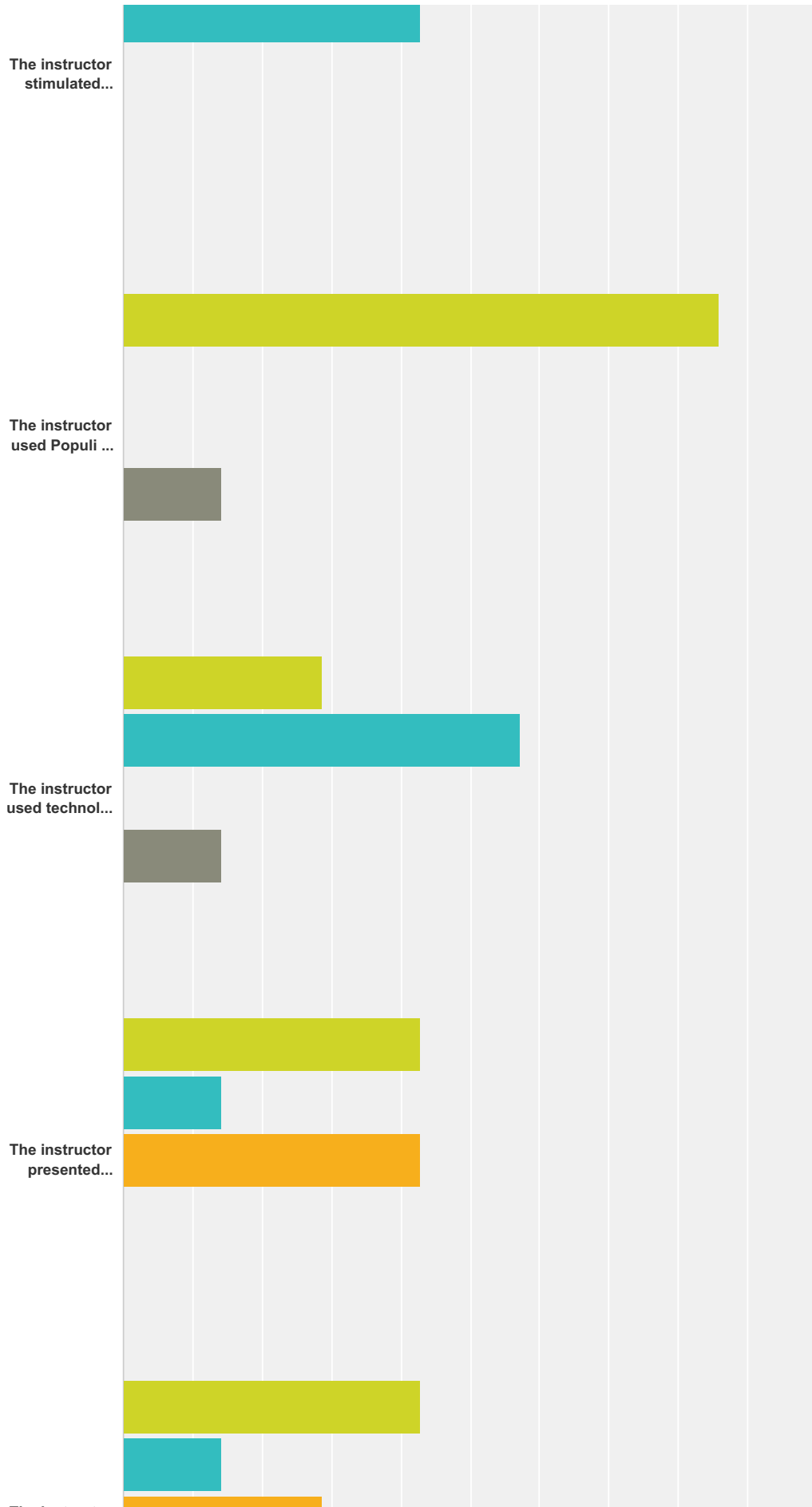
#	Other (please specify)	Date
1	Unsure, I've done well in my assignments but not on my midterm.	6/16/2016 4:03 PM

Q6 Please read and answer each of the following questions carefully and objectively. Your responses can contribute to the improvement of your instructor's teaching effectiveness in the future. Indicate one of the following answers.

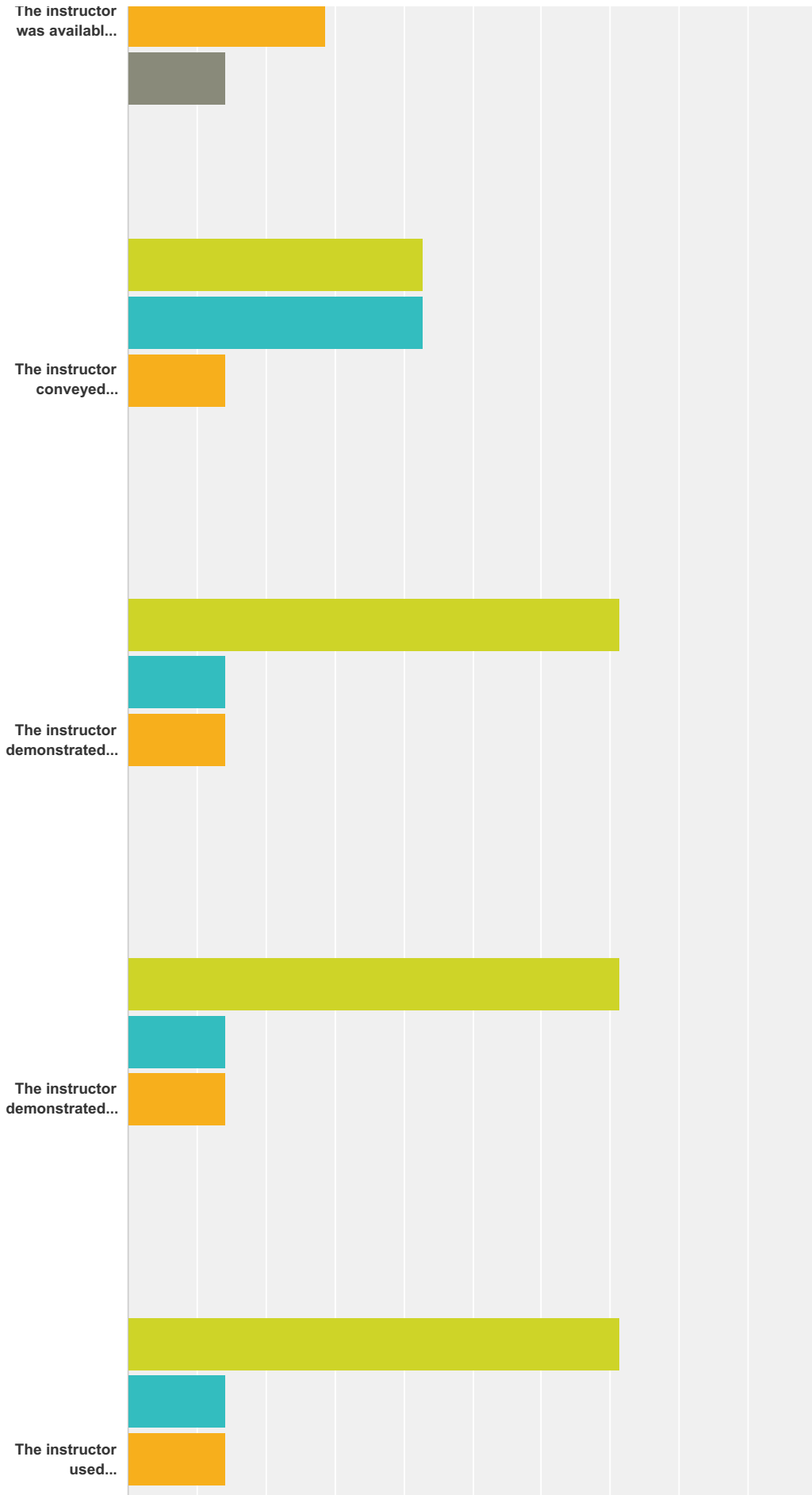
Answered: 7 Skipped: 0



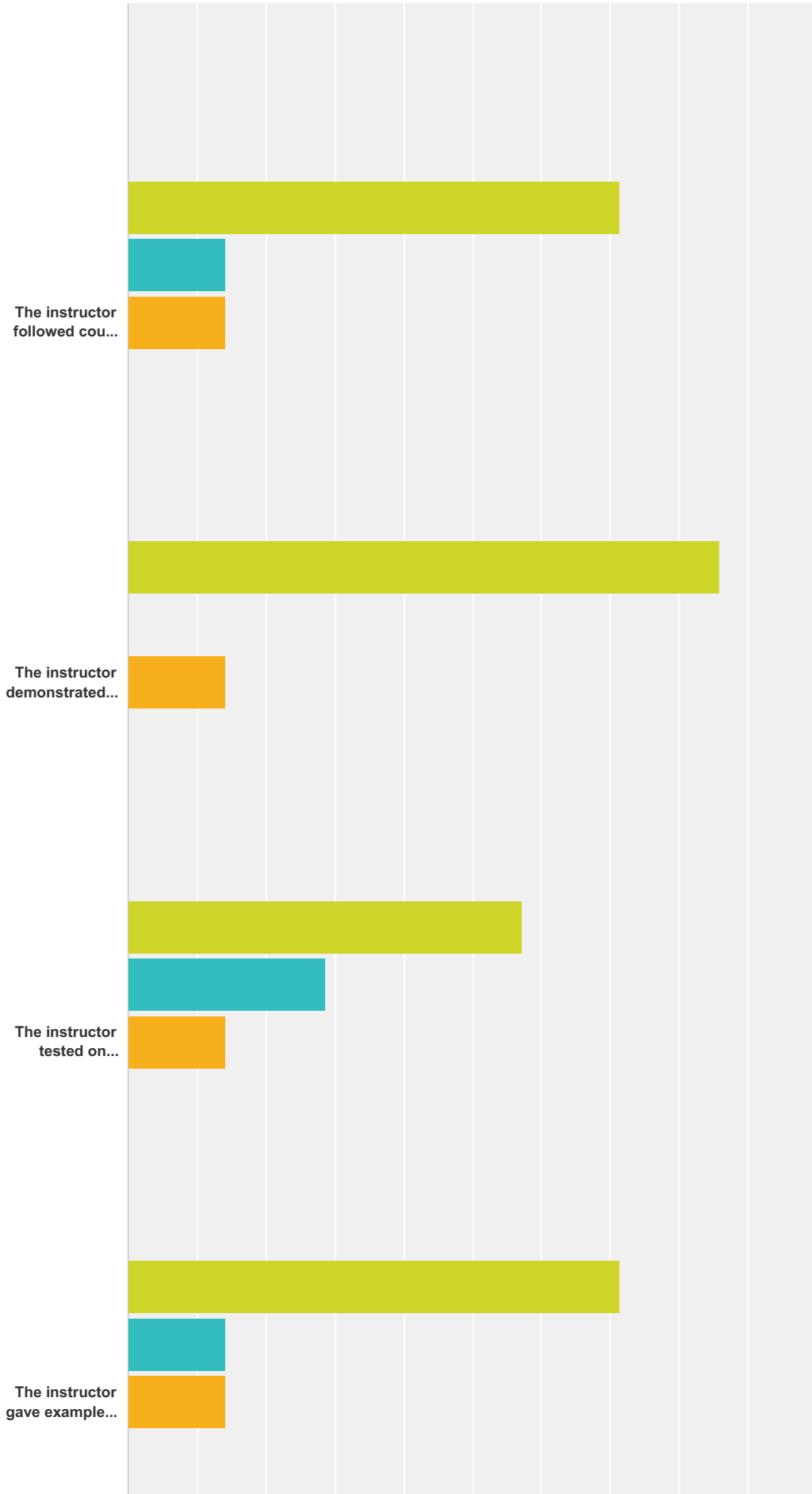
MA 207 Statistics



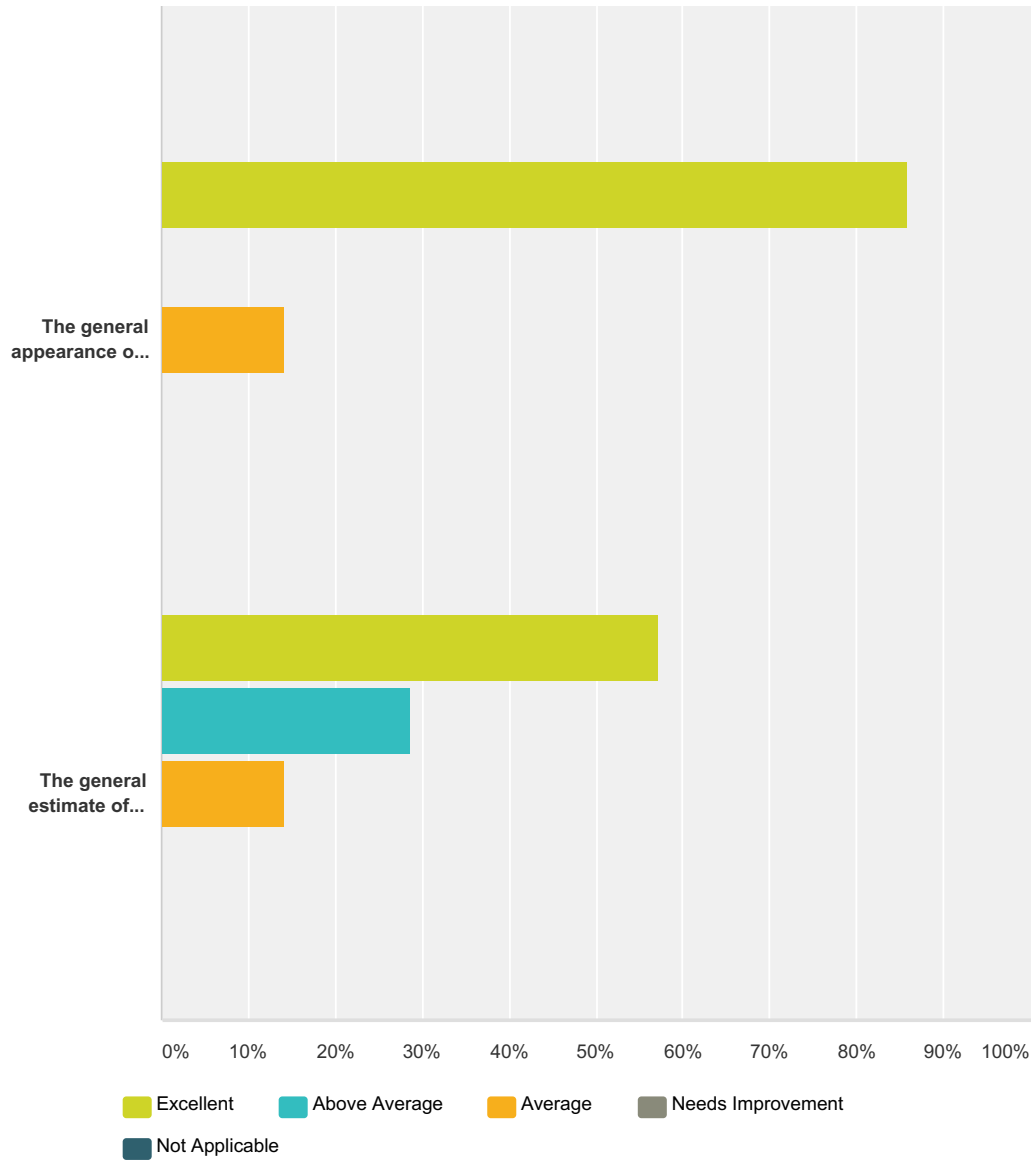
MA 207 Statistics



MA 207 Statistics



MA 207 Statistics



	Excellent	Above Average	Average	Needs Improvement	Not Applicable	Total
The instructor demonstrated knowledge in subject area.	71.43% 5	14.29% 1	14.29% 1	0.00% 0	0.00% 0	7
The instructor promoted use of learning resources.	57.14% 4	14.29% 1	28.57% 2	0.00% 0	0.00% 0	7
The instructor referred to theories or research in subject area.	57.14% 4	28.57% 2	14.29% 1	0.00% 0	0.00% 0	7
The instructor stimulated student's critical thinking.	57.14% 4	42.86% 3	0.00% 0	0.00% 0	0.00% 0	7
The instructor used Populi as a tool to post resource materials to help me learn	85.71% 6	0.00% 0	0.00% 0	14.29% 1	0.00% 0	7
The instructor used technology well to enhance my learning: Videos, Internet resources, My labs	28.57% 2	57.14% 4	0.00% 0	14.29% 1	0.00% 0	7
The instructor presented multiple ways for me to learn other than lectures: group activities; class games, student presentations.	42.86% 3	14.29% 1	42.86% 3	0.00% 0	0.00% 0	7

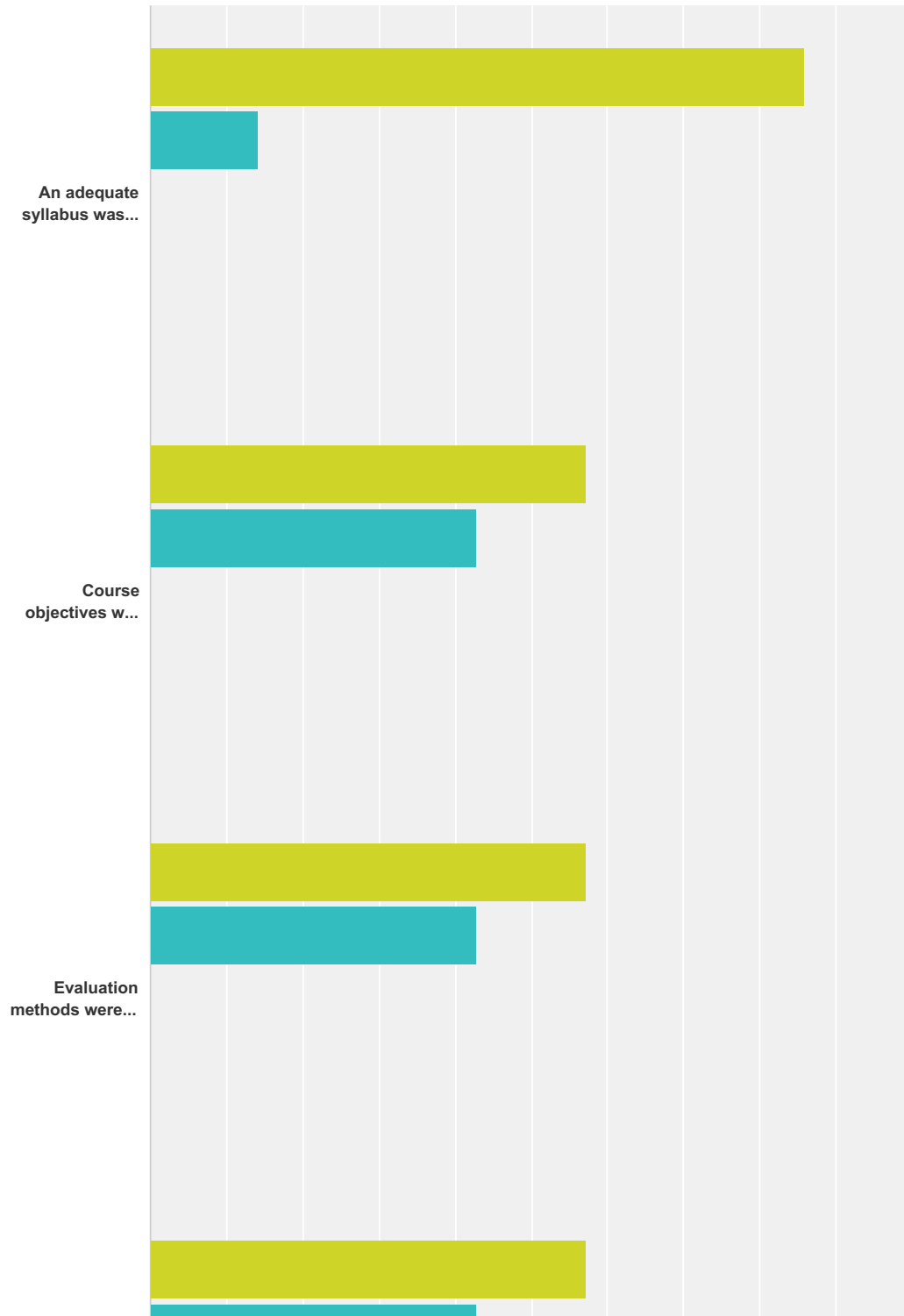
MA 207 Statistics

The instructor was available for guidance and consultation.	42.86% 3	14.29% 1	28.57% 2	14.29% 1	0.00% 0	7
The instructor conveyed feedback in a constructive fashion.	42.86% 3	42.86% 3	14.29% 1	0.00% 0	0.00% 0	7
The instructor demonstrated respect for students.	71.43% 5	14.29% 1	14.29% 1	0.00% 0	0.00% 0	7
The instructor demonstrated an organized approach to instruction.	71.43% 5	14.29% 1	14.29% 1	0.00% 0	0.00% 0	7
The instructor used appropriate teaching strategies.	71.43% 5	14.29% 1	14.29% 1	0.00% 0	0.00% 0	7
The instructor followed course requirements as stated in the syllabus.	71.43% 5	14.29% 1	14.29% 1	0.00% 0	0.00% 0	7
The instructor demonstrated interest in subject area.	85.71% 6	0.00% 0	14.29% 1	0.00% 0	0.00% 0	7
The instructor tested on objectives presented.	57.14% 4	28.57% 2	14.29% 1	0.00% 0	0.00% 0	7
The instructor gave examples to clarify complex ideas.	71.43% 5	14.29% 1	14.29% 1	0.00% 0	0.00% 0	7
The general appearance of instructor was appropriate.	85.71% 6	0.00% 0	14.29% 1	0.00% 0	0.00% 0	7
The general estimate of this instructor.	57.14% 4	28.57% 2	14.29% 1	0.00% 0	0.00% 0	7

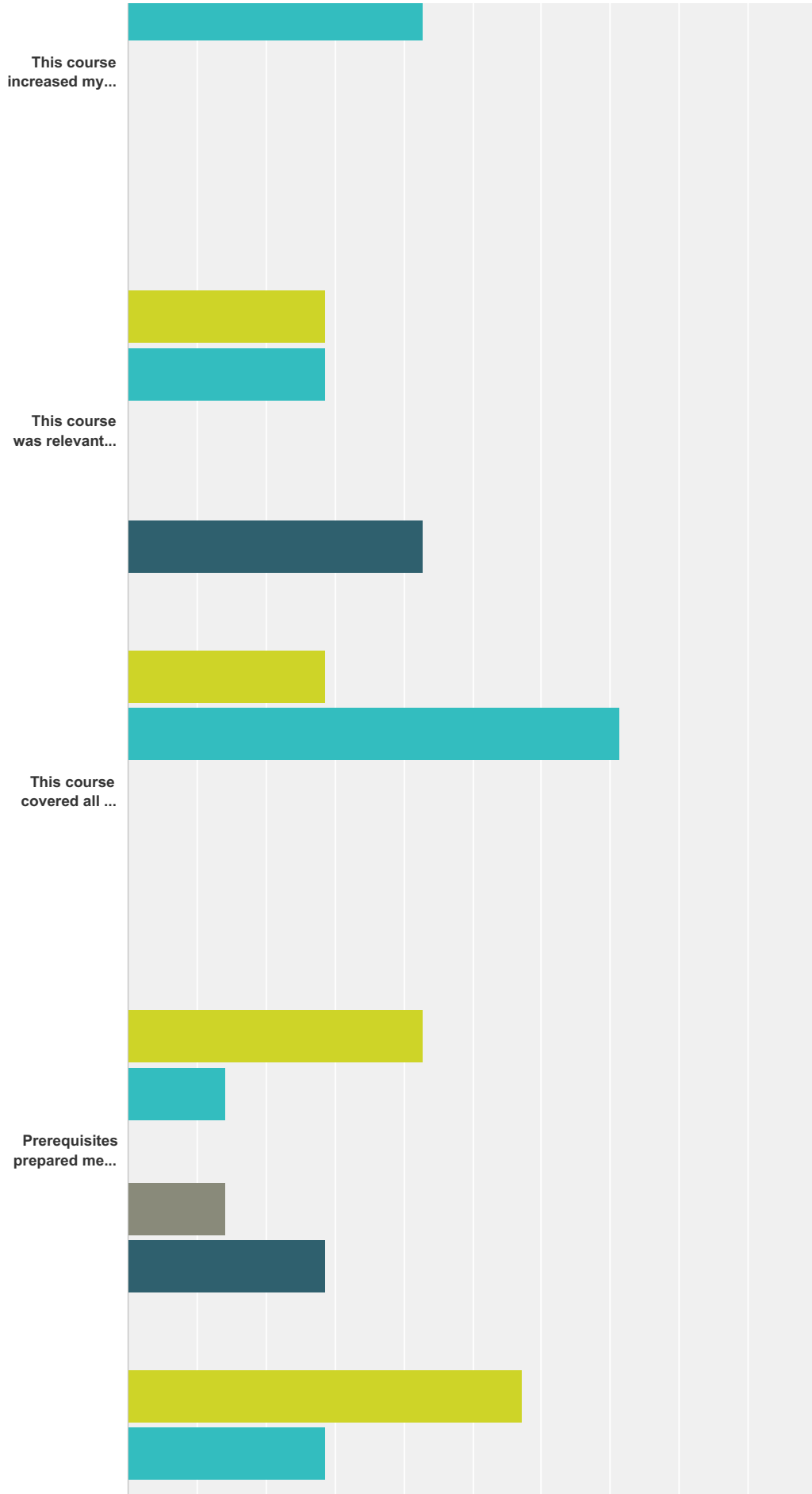
#	Please add any comments here about any of the questions above	Date
1	Our Instructor is very passionate about this course and it showed through his teaching.	6/16/2016 4:03 PM
2	Excellent class, information as presented well and the professor was very knowledgeable. It was a pleasure being in this class and I learned a great deal.	6/15/2016 1:07 AM

Q7 Please read and answer each of the following questions carefully and objectively. Your responses can contribute to the improvement of this course in the future. Please check one of the following for each:

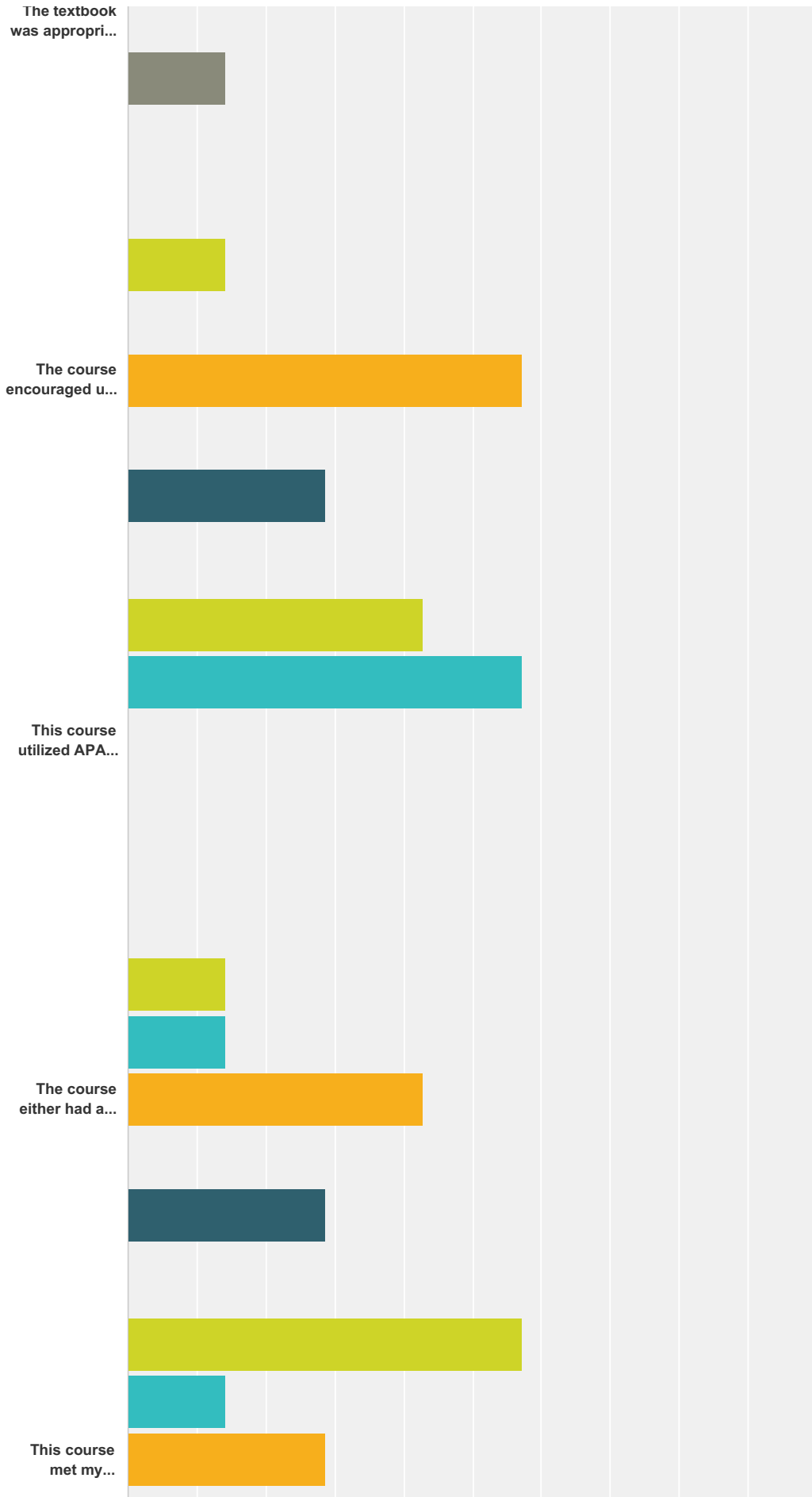
Answered: 7 Skipped: 0



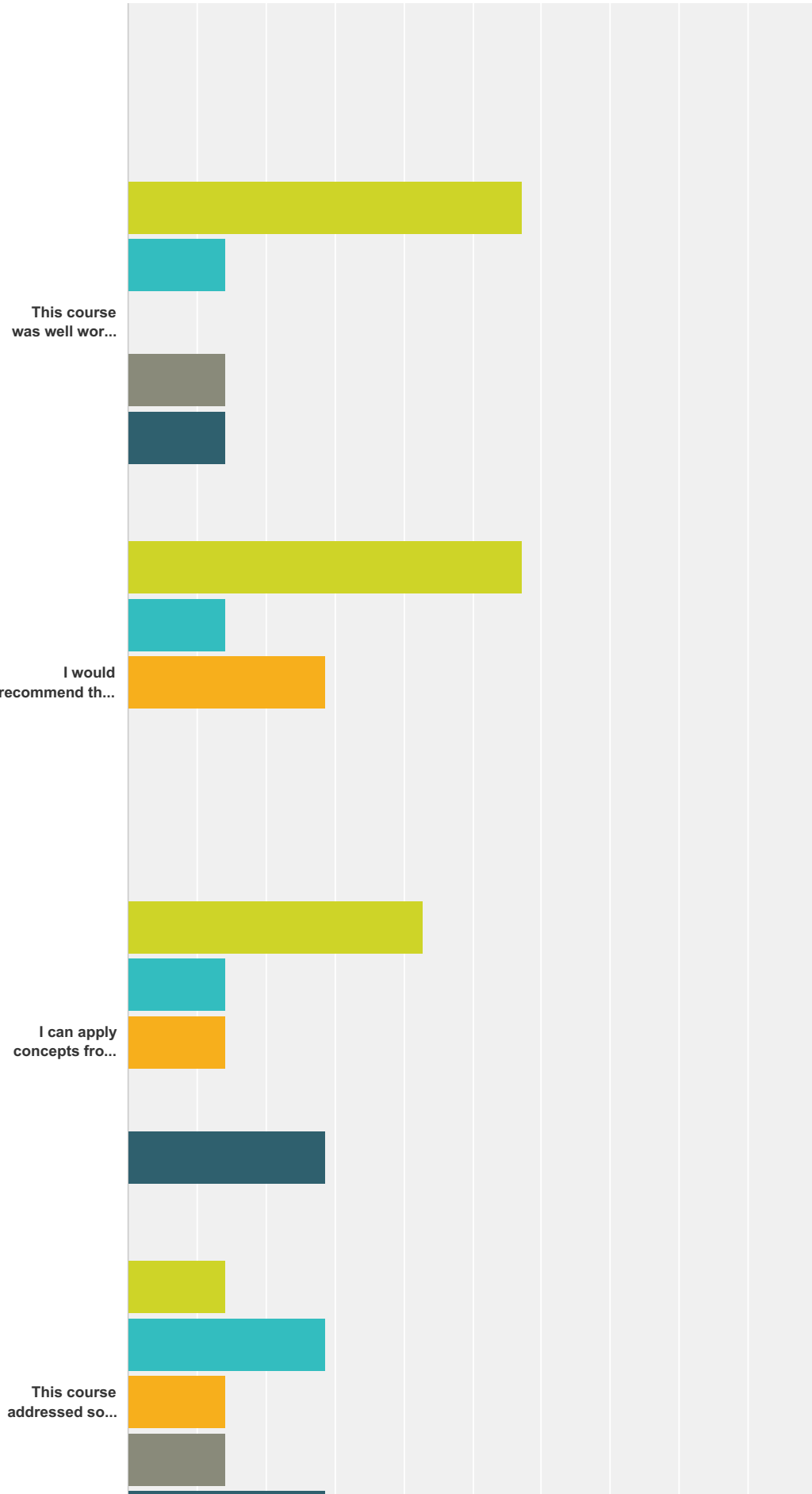
MA 207 Statistics



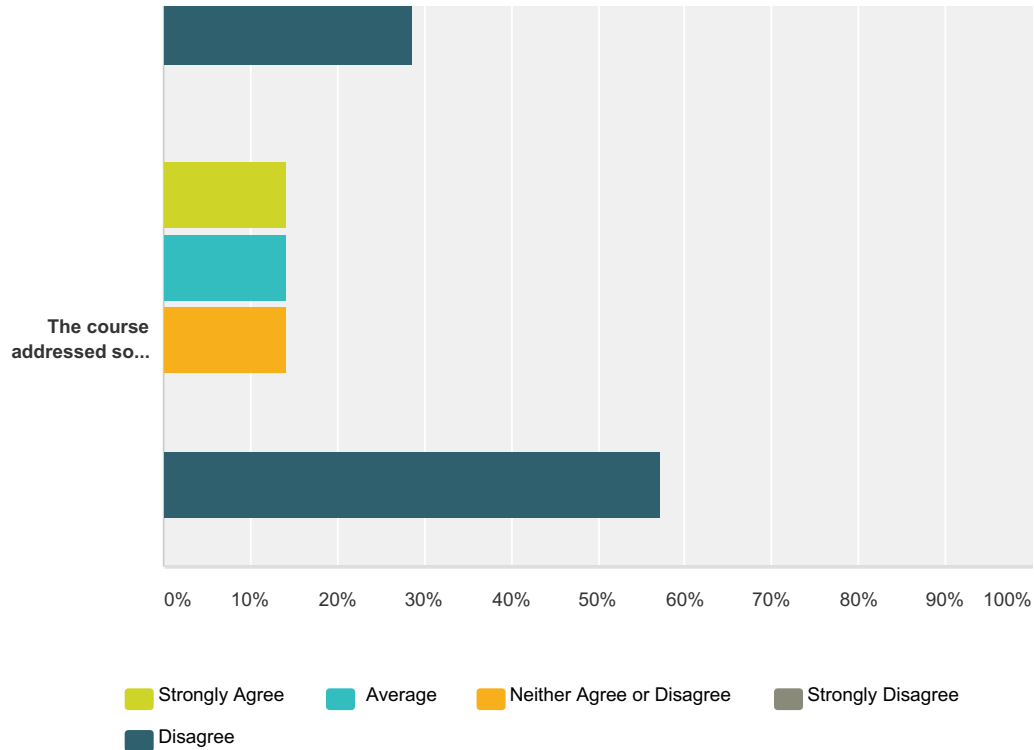
MA 207 Statistics



MA 207 Statistics



MA 207 Statistics



	Strongly Agree	Average	Neither Agree or Disagree	Strongly Disagree	Disagree	Total
An adequate syllabus was given to students.	85.71% 6	14.29% 1	0.00% 0	0.00% 0	0.00% 0	7
Course objectives were presented clearly.	57.14% 4	42.86% 3	0.00% 0	0.00% 0	0.00% 0	7
Evaluation methods were presented clearly.	57.14% 4	42.86% 3	0.00% 0	0.00% 0	0.00% 0	7
This course increased my knowledge in the subject.	57.14% 4	42.86% 3	0.00% 0	0.00% 0	0.00% 0	7
This course was relevant to my field of study.	28.57% 2	28.57% 2	0.00% 0	0.00% 0	42.86% 3	7
This course covered all of the stated student learning outcomes on the syllabus.	28.57% 2	71.43% 5	0.00% 0	0.00% 0	0.00% 0	7
Prerequisites prepared me adequately for this course.	42.86% 3	14.29% 1	0.00% 0	14.29% 1	28.57% 2	7
The textbook was appropriate for this course.	57.14% 4	28.57% 2	0.00% 0	14.29% 1	0.00% 0	7
The course encouraged use of the library.	14.29% 1	0.00% 0	57.14% 4	0.00% 0	28.57% 2	7
This course utilized APA writing style.	42.86% 3	57.14% 4	0.00% 0	0.00% 0	0.00% 0	7
The course either had a guest speaker or we went to an off campus event as part of this class to enhance our learning.	14.29% 1	14.29% 1	42.86% 3	0.00% 0	28.57% 2	7
This course met my expectations.	57.14% 4	14.29% 1	28.57% 2	0.00% 0	0.00% 0	7

MA 207 Statistics

This course was well worth the tuition dollars I invested in this course.	57.14% 4	14.29% 1	0.00% 0	14.29% 1	14.29% 1	7
I would recommend this course to other students.	57.14% 4	14.29% 1	28.57% 2	0.00% 0	0.00% 0	7
I can apply concepts from this course to help me get a job, earn a promotion, or earn a raise.	42.86% 3	14.29% 1	14.29% 1	0.00% 0	28.57% 2	7
This course addressed some aspect of ethical behavior in the workplace in the course syllabus or class discussions.	14.29% 1	28.57% 2	14.29% 1	14.29% 1	28.57% 2	7
The course addressed some aspect of college graduates's responsibility to give back to their communities through community service or other corporate social responsibility actions	14.29% 1	14.29% 1	14.29% 1	0.00% 0	57.14% 4	7

#	Please add any comments here about any of the questions above.	Date
	There are no responses.	

Q8 Please state the strengths of this course:

Answered: 3 Skipped: 4

#	Responses	Date
1	very well organized. tools and techniques are simplified.	6/23/2016 12:10 AM
2	It allows you to analyze real life problems and situations from a statistical point of view.	6/15/2016 2:07 PM
3	The professor was very well organized and pleasant and ensured that what was being taught was retained and understood.	6/15/2016 1:07 AM

Q9 Please state the weaknesses of this course:

Answered: 3 Skipped: 4

#	Responses	Date
1	power-points need to be more detailed	6/23/2016 12:10 AM
2	A few concepts taught in the course will rarely or never be necessary in real life, unless you're a big fan of statistics.	6/15/2016 2:07 PM
3	None	6/15/2016 1:07 AM

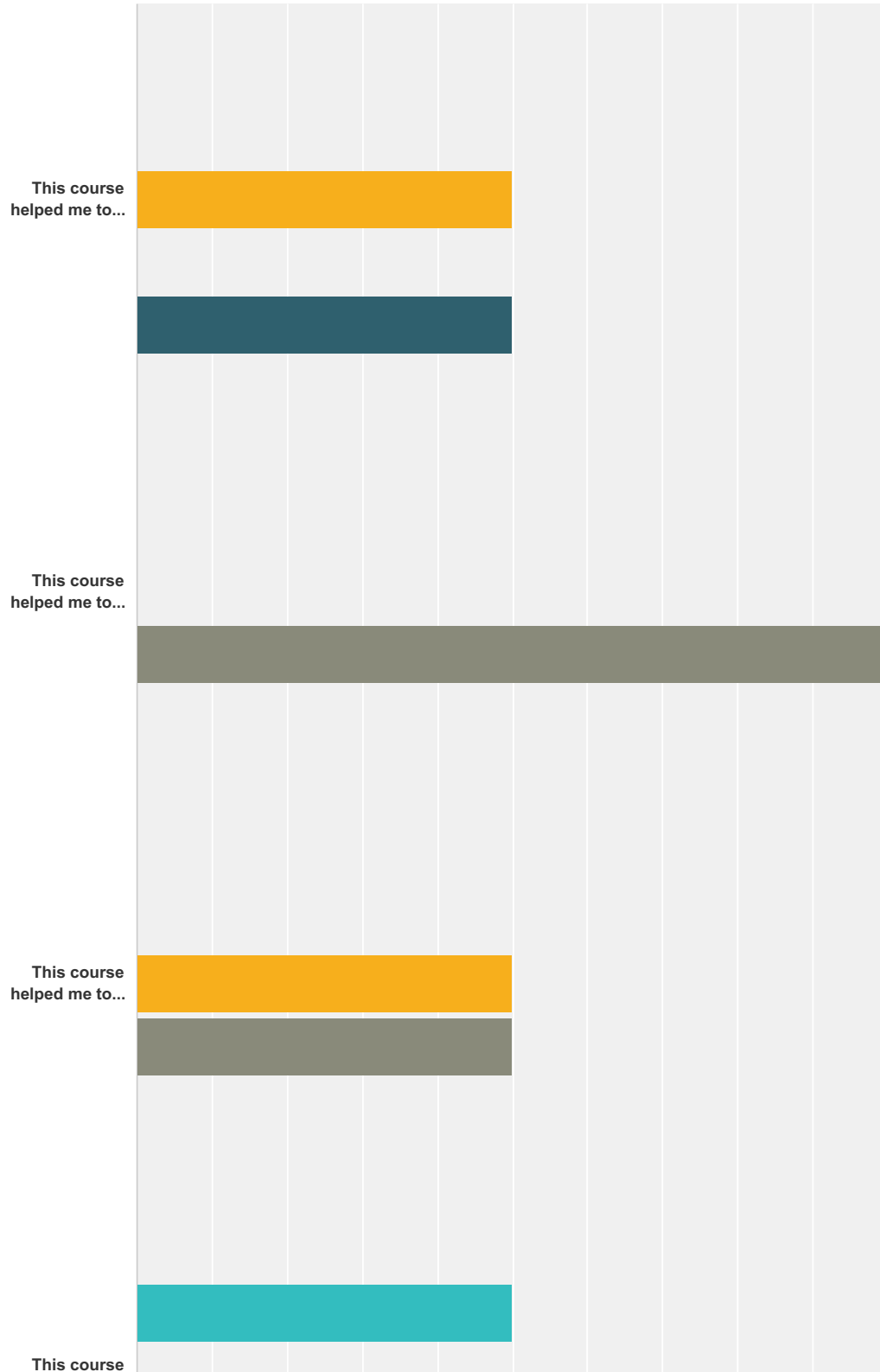
Q10 What is the single biggest improvement that should be made to this course?

Answered: 2 Skipped: 5

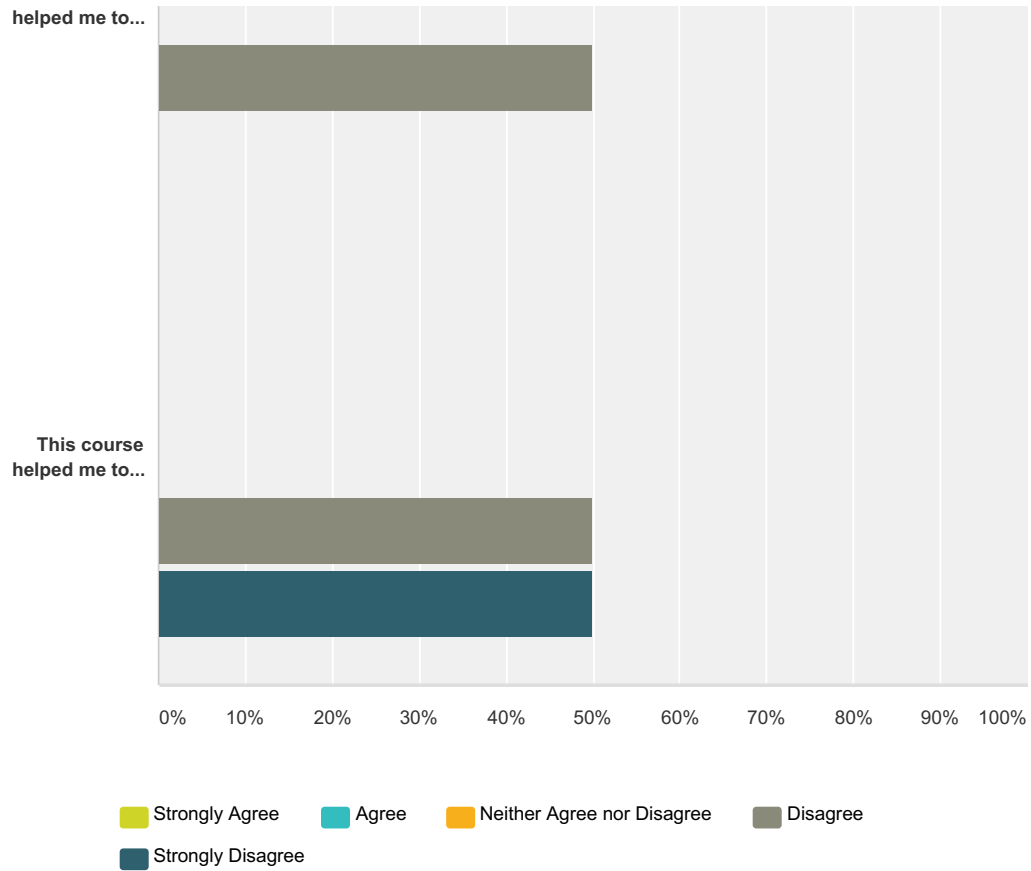
#	Responses	Date
1	introduce in class quizzes to show that you've understood each chapter	6/23/2016 12:10 AM
2	Allow for students to bring their own formula sheets to an exam because statistics requires memorizing a significant amount of equations.	6/15/2016 2:07 PM

Q11 If you are an Associate of Science student in Business, Banking, Finance or Accounting, please answer this section. If not please skip this question.

Answered: 2 Skipped: 5



MA 207 Statistics

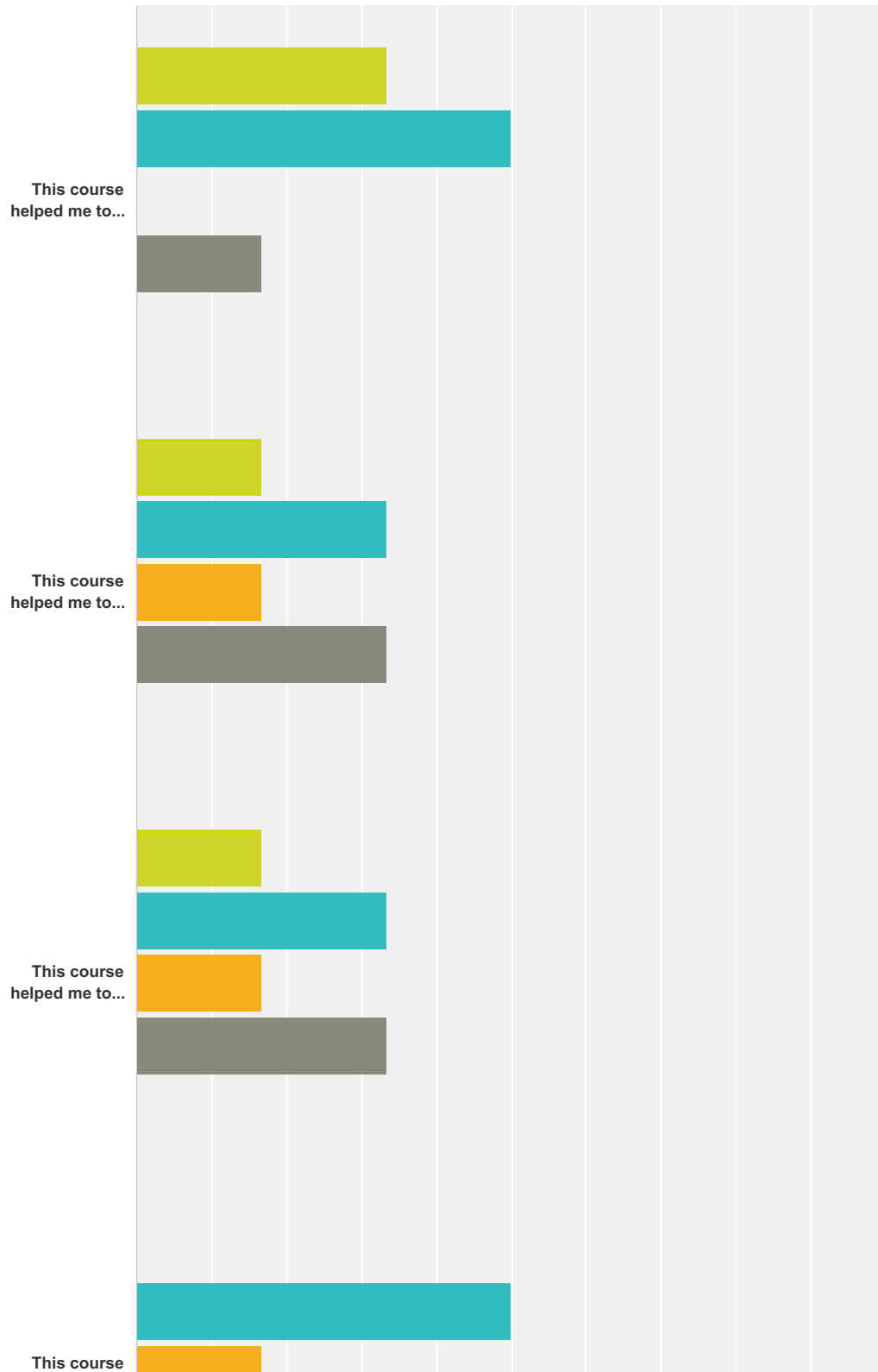


	Strongly Agree	Agree	Neither Agree nor Disagree	Disagree	Strongly Disagree	Total
This course helped me to be able to identify and describe the introductory concepts, basic theories, and fundamental practices principles in the principle functional areas of business.	0.00% 0	0.00% 0	50.00% 1	0.00% 0	50.00% 1	2
This course helped me to be able to technology and computer applications in business practices.	0.00% 0	0.00% 0	0.00% 0	100.00% 2	0.00% 0	2
This course helped me to be able to produce and present effective oral and written forms of business communications.	0.00% 0	0.00% 0	50.00% 1	50.00% 1	0.00% 0	2
This course helped me to be able to describe and illustrate the significance of the economic environment of business.	0.00% 0	50.00% 1	0.00% 0	50.00% 1	0.00% 0	2
This course helped me to be able to define and analyze the ethical practices in the business decision process.	0.00% 0	0.00% 0	0.00% 0	50.00% 1	50.00% 1	2

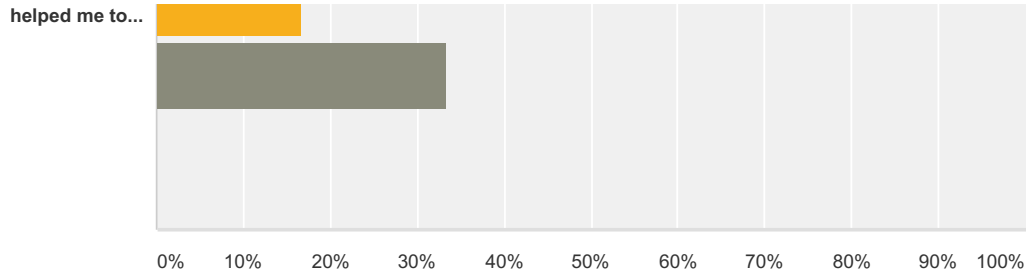
#	Please add any comments	Date
	There are no responses.	

Q12 If you are a bachelor's degree student in accounting or Business, Accounting or Finance, please answer these questions. If not please skip this section.

Answered: 6 Skipped: 1



MA 207 Statistics



■ Strongly agree
 ■ Agree
 ■ Neither Agree Nor Disagree
 ■ Disagree
 ■ Strongly Disagree

	Strongly agree	Agree	Neither Agree Nor Disagree	Disagree	Strongly Disagree	Total
This course helped me to be able to construct coherent oral and written forms of communication and present them in a professional content.	33.33% 2	50.00% 3	0.00% 0	16.67% 1	0.00% 0	6
This course helped me to be able to identify and distinguish relevant theories and principles associated with the economic environment of business.	16.67% 1	33.33% 2	16.67% 1	33.33% 2	0.00% 0	6
This course helped me to be able to distinguish the principal concepts, theories and practices in and recognize the inter-relationship between the functional areas of business.	16.67% 1	33.33% 2	16.67% 1	33.33% 2	0.00% 0	6
This course helped me to be able to evaluate legal and ethical principles and apply them to organizational decision-making.	0.00% 0	50.00% 3	16.67% 1	33.33% 2	0.00% 0	6

#	If you have additional comments, please write them here	Date
	There are no responses.	